

COReS Community Quick Start Guide

Discussion Forum Zulip

Welcome! We're thrilled for you to join our COReS community. This Quick Start Guide is designed to help you navigate our discussion forum on Zulip and make the most of your experience there.

Sign-up to our discussion forum on Zulip and join the community today!

Below you can find relevant information and next steps to help you register, navigate the discussion forum, and engage in virtual conversations.

A simple registration walkthrough.....	1
Getting started on our discussion forum	2
Join a Stream	3
Wondering what the next steps are?	3
.....	4
Notification Settings	4
Additional supporting information	5
Needing support or help troubleshooting?	5

A simple registration walkthrough

1. Visit the official sign-up page to join our discussion forum on Zulip:
<https://cores.zulipchat.com/register/>
2. In the 'Email' field on the sign-up page, please enter your email address to begin the registration process. You may also choose to sign up using either your Google, GitHub, or GitLab account for a faster sign-up process.

Please note:

Email addresses are visible to others in the discussion forum.

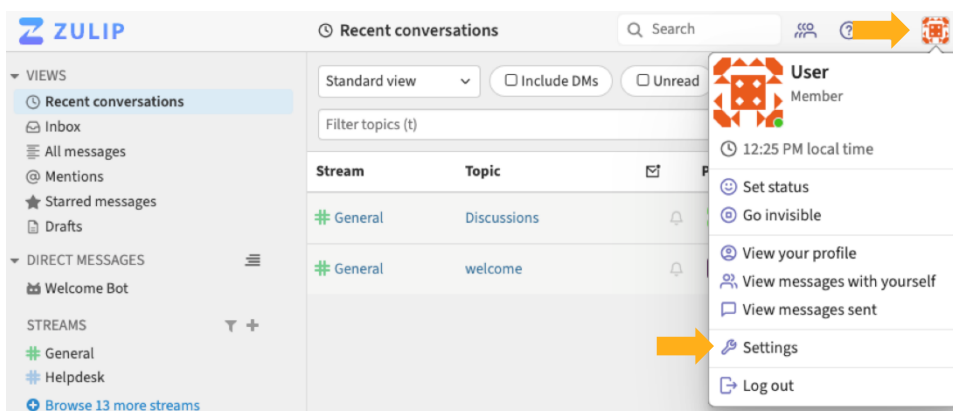
3. After entering your details, press the 'Sign-up' button and look for a confirmation email from Zulip in your inbox to finalize the registration process.

Once you have confirmed your email address, you're all set!

Getting started on our discussion forum

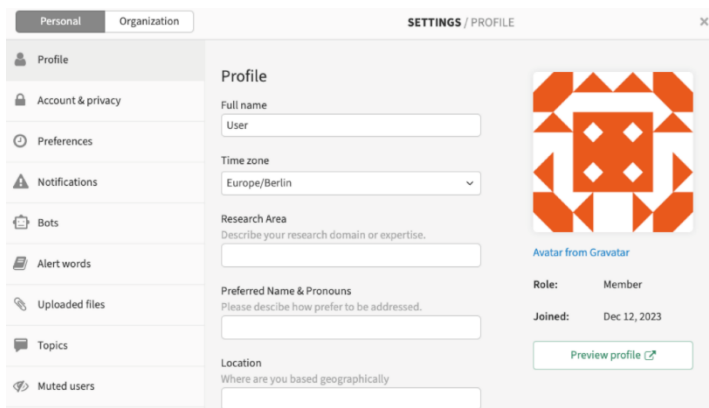
After completing the registration process, you can directly participate in the discussions on Zulip. Below you can find some guidance on how to get started:

- Once signed-up, you are automatically added to the following two CoReS discussion streams:
 - General – Find information important for all community members
 - Helpdesk – A channel to ask technical questions and discuss other issues you might have
- Personalize your profile and let people know who you are. Here is all you need to update your profile:
 - From the main homepage, head to the top right corner of your screen. First, click on the default user image, and then on the 'Settings' option.



- Include your preferred name and pronouns, your field of expertise, and add a profile picture (if you feel comfortable).

Please note: changes will be saved automatically.



Now, you're good to go!

Join a Stream

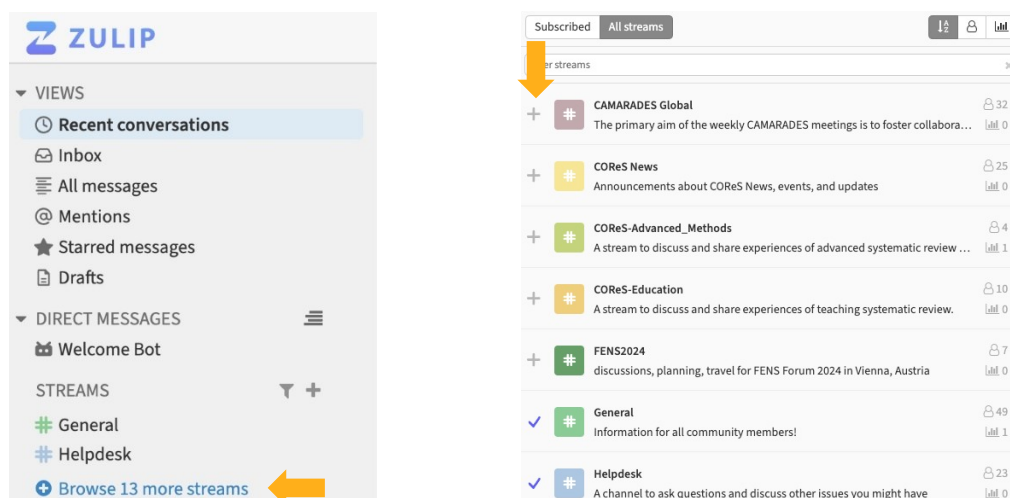
Interested in topic-specific discussions and connecting more deeply with others in the community? Join our other public streams!

The COReS Zulip discussion forum offers more streams, which allow you to connect with researchers, synthesists, and others who share your interests. Our streams provide the perfect platform for knowledge exchange and collaboration, and include:

1. Education – A stream to discuss and share systematic review education, training, and workshops.
2. SR_Methods – A stream to discuss and share experiences of advanced systematic review and meta-analysis methods.
3. ODC-Stroke – A stream for sharing data from experiments in Stroke.

Discover these community channels by clicking on the 'Browse more streams' icon on the left side.

Join them by clicking on the '+' icon next to the respective stream.



Now you are all set to join the conversations and share your ideas and thoughts with others.

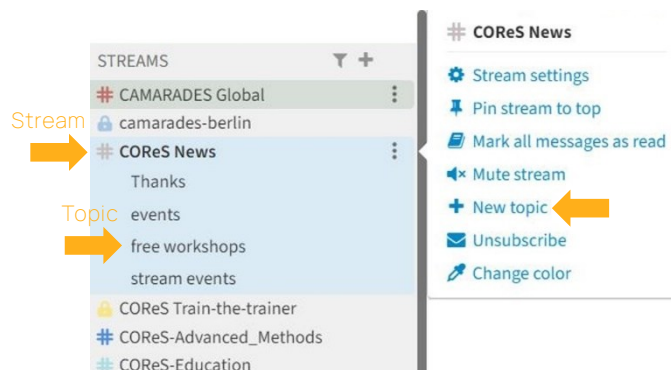
Wondering what the next steps are?

Here are some useful tips:

1. Introduce yourself in the 'Welcome' topic in the 'General' stream to let everyone know who you are. You might want to share some background about your work and interests. We are excited to learn more about you!

Please note:

A topic in Zulip (called e.g. thread on other community platforms) lets you know what the conversation is about. Add a new discussion topic by clicking on the plus sign ('New topic').

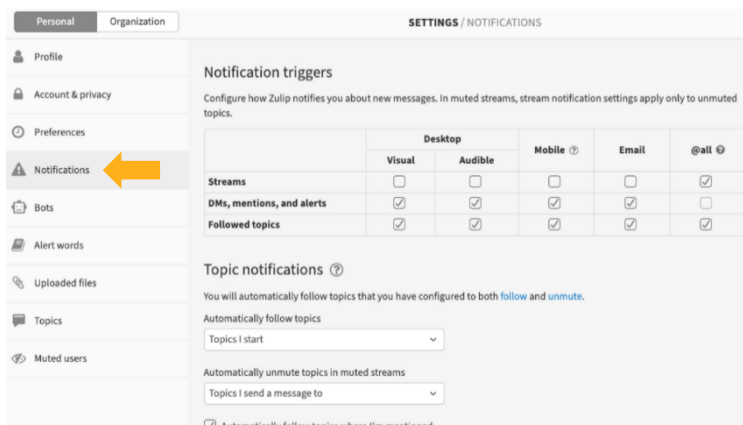


2. Feel free to ask questions, share insights, or start your own discussion topic. While we are using COReS Zulip as an open discussion forum, you may not want to share sensitive information with everyone. Check who has access to the discussion topics before posting.
3. Engage with other members' posts by replying to them and joining the conversation.

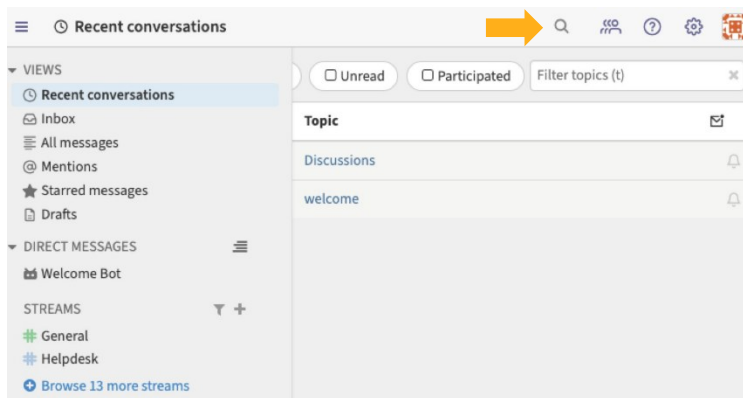
Notification Settings

Don't want to miss the latest conversations and updates?

- Customize your notification alerts in your profile settings to stay informed about new messages and updates in the COReS community. Select or deselect notification triggers for the browser/desktop and mobile version of Zulip and your email.



- Use Zulip's search tool (search bar with magnifying glass at the top) to navigate through the relevant streams and find relevant conversations or topics.



Additional supporting information

It is important to us that everyone in the community feels welcome and supported. We ask you to:

1. Foster a friendly and welcoming environment
2. Value and respect diverse perspectives
3. Maintain a constructive and respectful dialogue.

We value the use of an inclusive language, respecting the diversity and backgrounds of our community members, and making them feel appreciated and welcome. Address everyone how they have asked to be addressed, such as using their preferred pronouns.

Have a closer look at our policies on [Equity, Diversity, and Inclusion](#) and our [Code of Conduct](#).

Needing support or help troubleshooting?

- If you encounter any issues or have questions, reach out to the CReS team at friederike-elisabeth.kohrs@charite.de or alexandra.bannach-brown@charite.de
- For technical issues with Zulip, please refer to the official [Zulip Help Guide](#) before contacting the CReS team.

Now you are all set up to get started and join the conversation!

Your contributions are what make our community thrive. So, jump into conversations, share your expertise, and connect with others.